



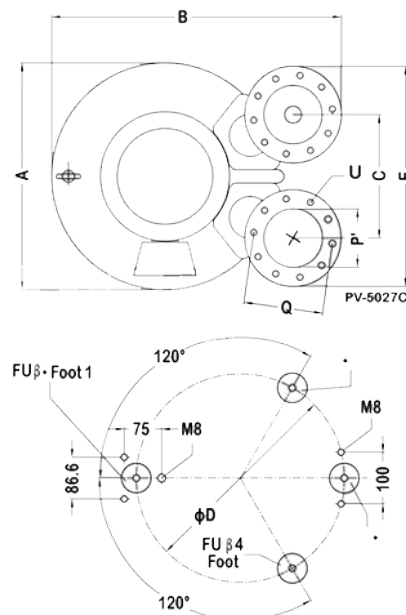
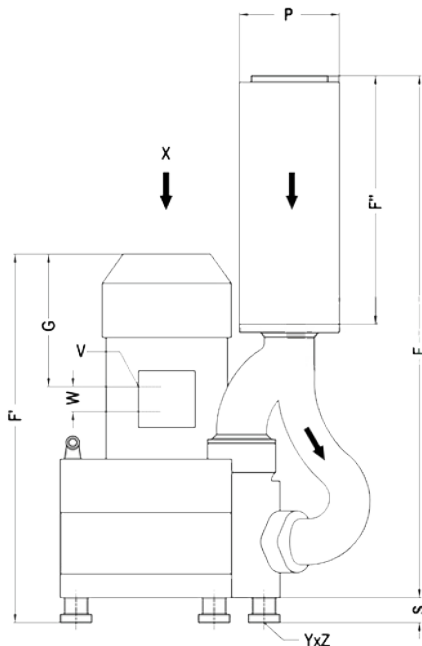
2HB 943

Selection and ordering data

Type 2HB 943

Curve No.	Type	Fre-quency Hz	Rated power kW	Input voltage		Input current		Permissible total differential pressure ²⁾		Sound pressure level ³⁾ dB(A)	Weight ca. kg
				V		A		Vacuum mbar	Compressor mbar		
3~ 50/60 Hz IP55 isulation material class F 1)											
A 420	2HB 943-1500T	50	15.0	345D...415D	600Y...720Y	35.0D	20.0Y	-160	170	75	220
A 421	2HB 943-1500T	60	17.5	380D...480D	660Y...720Y	36.5D	21.0Y	-110	120	84	220
A 422	2HB 943-2000T	50	20.0	345D...415D	600Y...720Y	40.0D	23.0Y	-250	230	75	230
A 423	2HB 943-2000T	60	23.0	380D...480D	660Y...720Y	42.0D	24.2Y	-190	180	84	230
A 424	2HB 943-2500T	50	25.0	345D...415D	600Y...720Y	52.0D	30.0Y	-310	270	75	235
A 425	2HB 943-2500T	60	29.0	380D...480D	660Y...720Y	52.0D	30.0Y	-270	230	84	235

Type	A	B	C	C'	D	E	F	F'	F''	G	P	P'	Q	U	V	YxZ	W
2HB 943-1500T	615	723	307	490	526	1201	848	578	291	219	135	201	58	M8x40	4xM40x1.5	M12x10.5	54
2HB 943-2000T	615	723	307	490	526	1201	848	578	291	219	135	201	58	M8x40	4xM40x1.5	M12x10.5	54
2HB 943-2500T	615	723	307	490	526	1201	908	578	351	219	135	201	58	M8x40	4xM40x1.5	M12x10.5	54



All blowers achieve the standards and norms of the low voltage directive (LVD)2006/95/EC, rotating electrotechnical motor EN 60034-1-2004, electromagnetic compatibility(EMC)EN55014-1/2,EN61000-2/-3/-4/-6.

- 1) For standard UL for ELECTRIC MOTOR UL 1004-1.
- 2) Relief-valve are available for limiting differential pressure.
- 3) Measuring-surface sound-pressure level acc. to DIN EN 21680, measured at a distance of 1 m. The pump is throttled to an average suction pressure, a hose is connected to the discharge side (compressor) / suction side (vacuum pump), but is not fitted with relief valves.

The motors are designed according to the DIN EN 60 034 / DIN IEC 34-1 and temperature class F.

For the three phase machines the tolerances are +/- 10 % for fixed voltage and +/- 5 % for voltage range.

The single phase machines are designed with a +/- 5 % tolerances. If only 90 % of the maxium allowed pressure will be used for the continuousoperating then the allowed voltage range add to +/- 10 %.

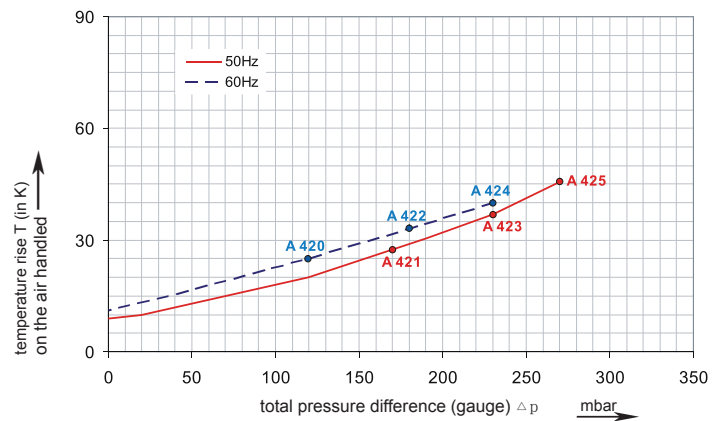
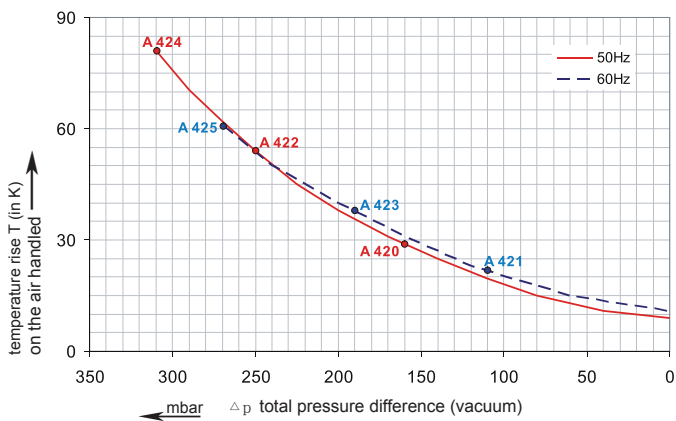
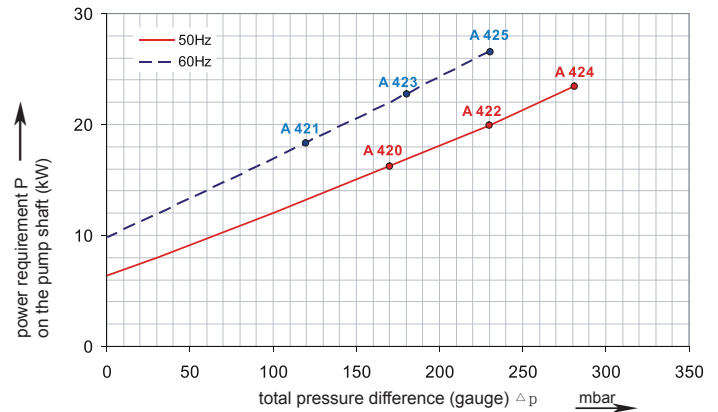
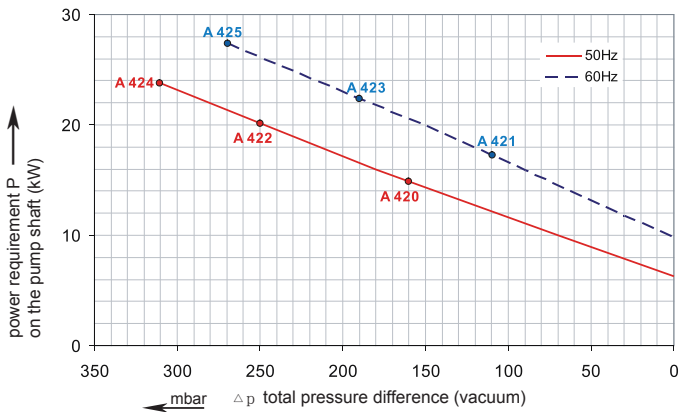
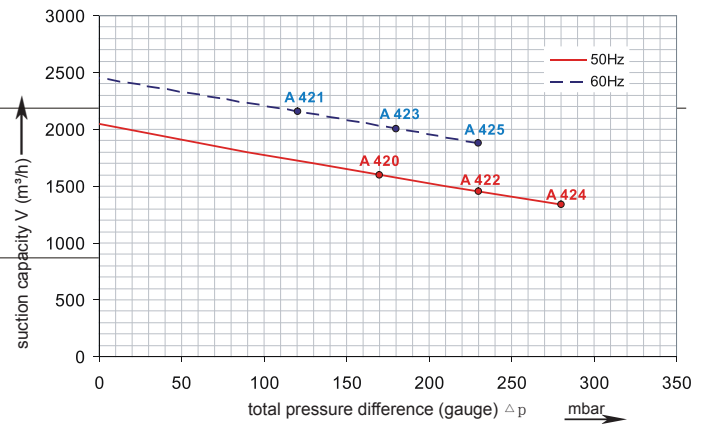
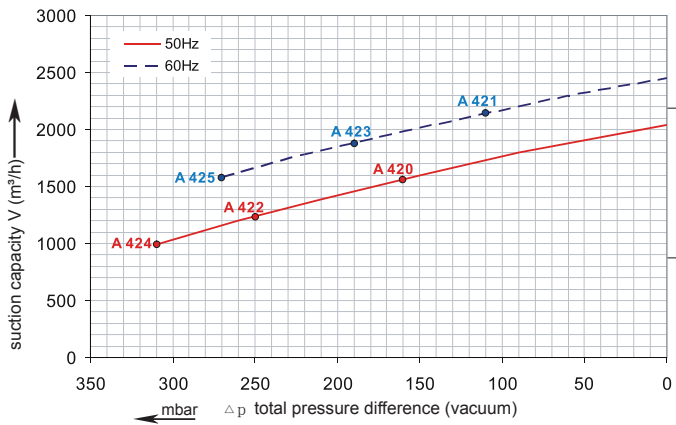
For all single and three phase machines which designed according to the UL and CSA norm (UL 1004-1) the maximum allowed voltage tolerances are - 10 % resp. + 6 %.

The frequency tolerance is maximum +/- 2 %.

2HB 943

Performance curve for Vacuum pump

Performance curve for Compressor



The performance curves are based on air at a temperature of 15 °C and an atmospheric pressure of 1013 mbar with a tolerance of +/- 10 %.
 The total pressure differences are valid for suction and ambient temperatures up to 25 °C.
 For other conditions please confer with us.

Each type can be applied both as vacuum pump and compressor in continuous operation over the total stated performance curve range. The motors are available as standard for the input voltage range of 50 and 60 Hz and for protection category IP 55 as well as approved for UL and CSA.